






# Discovery 35P

	1x230Vac $\pm$ 15% @ 50-60Hz		
	25A		
	PLASMA		
$\%_{0_{40^{\circ}\text{C}}}$	45%	60%	100%
$\cdot I_1$	35A	30A	27A
$I_2$	20A - 35A		
$U_0$	0V		
$P_{I \text{ MAX}}$	5,2kVA		
IP	23S		
	450 x 160 x 260mm		
	10.6Kg (Torch included)		

## Tecnologia

